


Sudam Shikshan Prasarak Mandal



सुदाम शिक्षण प्रसारक मंडळ, यवतमाल

Matoshri Nanibai Gharphalkar Science College, Babhulgaon

मातोश्री नानीबाई धारफळकर विज्ञान महाविद्यालय, बाहुळगांव

Feedback -2020-21

1. Feedback Mechanism

According to the norms provided by the NAAC, our college has constituted committee to conduct the feedback process. Prior to the formation of committee, keen discussion is going on under the guidance of Principal. All the stakeholders used to submit the feedback annually. The feedback received and analyzed by the committee. All the feedback system is working under the Principal.

2. Feedback Committee

SN.	NAME OF TEACHER	POSITION
1.	Dr. A. P. Deshpande	Convener
2.	Mr. Umesh A. Khadse	Member
3.	Ms. Komal B. Shelke	Member
4.	Prof. Anuradha A. Patil	Member
5.	Ms. Ankita P. Kombe	Member

3. Feedback forms

All the stakeholders are requested to browse relevant feedback forms through specified links and submit the responses.

- **Students** : Link - <https://forms.gle/dzZ8Knkn232vnyEi7>
- **Alumni**: Link – <https://forms.gle/9s8DNS8L5mr2NynT6>
- **Teachers**: Link - <https://forms.gle/rnL5mzFcrBvDsDz89>

Principal
Matoshri Nanibai Gharphalkar
Science College, Babhulgaon
Dist. Yavatmal

**MATOSHRI NANIBAI GHARPHALKAR AR SCIENCE COLLEGE,
BABHULGAON**

Student Feedback Report 2020-21

- Total number of Student's recorded feedback: 210
- Total number of questions: 20
- Feedback Type: Online
- Website address : www.mngsciencescollege.ac.in
- Direct Link URL : <https://forms.gle/dzZ8Knkn232vnyEi7>


SN.	Feedback Category	Total numbers of Stakeholder recorded feedback
1.	Student's feedback	220
2.	Teacher's feedback	13
3.	Alumni feedback	45

Table: 1.4.1 Feedback analysis

SN.	Nature of Question	Opinion of Answer in Percentage					Scale of Opinion
		1 Below Average	2 Average	3 Good	4 Very Good	5 Excellent	
1.	How do you rate the learning value in terms of knowledge and concept?	7.7%	7.3%	21.8%	21.8%	41.4%	Excellent and Very Good
2.	How do you rate the syllabus content with respect to clarity and relevance with reading material?	14.6%	9.5%	19.5%	33.3%	32.3%	Excellent and very Good
3.	How do you rate the skill development with relevant to curriculum?	5.5%	10.5%	23.3%	25.9%	35.9%	Excellent and very Good
4.	How do you rate the syllabus of the courses that you have studied in relation to its difficulty level	6.4%	11.8%	22.3%	25%	34.5%	Excellent and very Good
5.	How do you rate the syllabus in the context of time span?	8.6%	9.5%	19.5%	24.5%	37.7%	Excellent and very Good

6.	How do you rate the classroom and Laboratories?	10%	6.4%	18.6%	29.1%	35.9%	Excellent and very Good
7.	How do you rate the Sport facility?	10.5%	12.3%	23.2%	21.8%	33.3%	Excellent and very Good
8.	How do you rate the Internet facility?	12.7%	10.5%	21.8%	24.1%	30.9%	Excellent and very Good
9.	How do you rate the library facility	6.8%	6.4%	16.4%	27.7%	42.7%	Excellent and very Good
10.	How do you rate your interaction with administration?	8.2%	6.4%	22.4%	24.1%	40%	Excellent and very Good
11.	How do you rate the Extra-curricular activities?	7.3%	15.5%	26.8%	18.2%	33.3%	Excellent and Good
12.	How do you rate the overall rating of institution?	8.2%	7.7%	17.3%	28.6%	38.2%	Excellent and very Good
13.	How do you rate the campus of the institution?	9.1%	6.8%	22.3%	20.9%	40.9%	Excellent and very Good
14.	How do you rate the time management of the teacher?	10.5%	8.5%	18.2%	24.1%	39.1%	Excellent and very Good
15.	How do you rate the subject command of the teacher?	9.1%	3.2%	21.8%	28.2%	37.7%	Excellent and very Good
16.	How do you rate the confidence, command on the language, and communication of skill?	7.3%	8.6%	20%	29.1%	35%	Excellent and very Good
17.	How do you rate the teaching methods?	10%	5.5%	29.9%	26.4%	37.3%	Excellent and Good
18.	How do you rate class control?	8.6%	5%	26.8%	25%	35.5%	Excellent and Good
19.	How do you rate the Motivation to develop interest in the subject for further studies?	7.7%	5.9%	19.5%	27.7%	39.1%	Excellent and very Good
20.	How do you rate the Laboratory interaction?	4.5%	5.9%	23.2%	30.9%	35.5%	Excellent And very Good
	Percentage (%) of opinion	8.66%	8.16%	21.73%	25.82	38.55%	Excellent and very Good

Table: 1.4.2 Tabular Analysis of Student's Feedback Response



Principal
Matoshri Nanibal Gharphalkar
Science College, Babhulgaon
Dist. Yavatpur

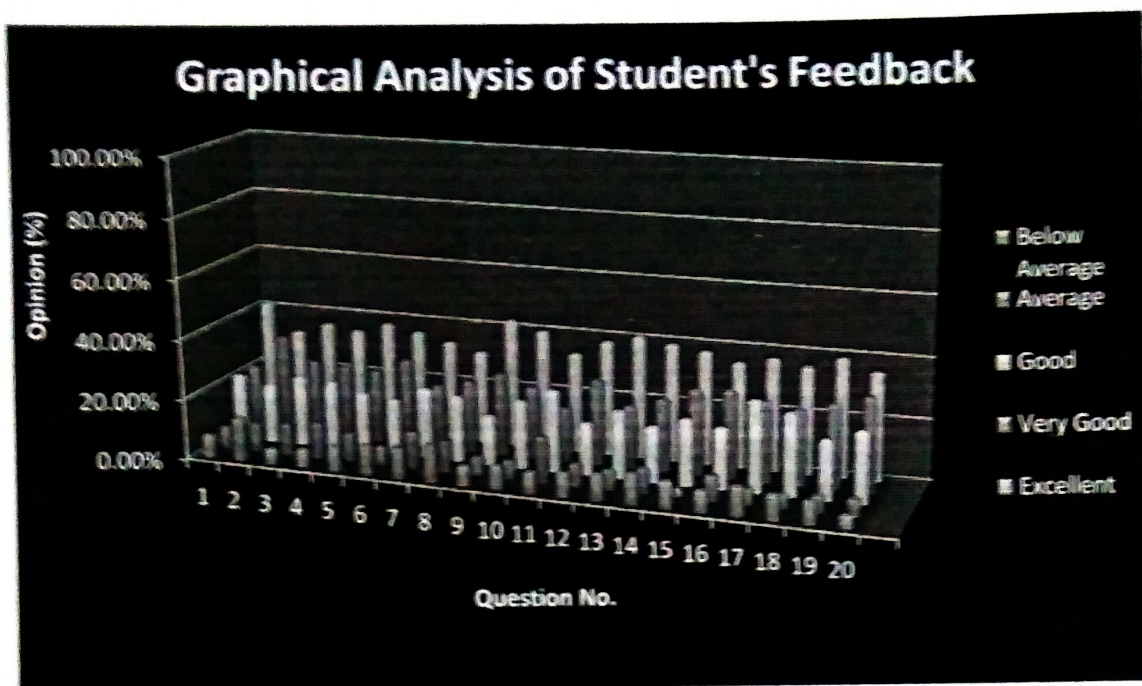


Figure: 1.4.1 Graphical Analysis of Student's Feedback

Analysis Report on the Students' Feedback (2020-21)

We select online platform (Google form) to collect feedback from students. The total number of questions was 20. We received 210 feedback from students in the year 2020-21. The highest percentage of opinion of student was found to be excellent (38.5%) and very good. (25.82) while the lowest percentage of opinion of students was found in average category. (8.16)

- Website address: www.mngsciencecollege.ac.in
- Direct Link URL: <https://forms.gle/dzZ8Knkn232vnyEi7>

Principal
 Matoshri Nanibai Gharphalkar
 Science College, Babhulgaon
 Dist. Yavatmal

**MATOSHRI NANIBAI GHARPHALKAR AR SCIENCE COLLEGE,
BABHULGAON**

Teacher's Feedback Report 2020-21

- Total number of Students' recorded feedback: 13
- Total number of questions: 16
- Feedback Type: Online
- Website address : www.mngsciencecollege.ac.in
- Direct Link URL : <https://forms.gle/Gp2BFAMATGwaYQBN9>

SN.	Nature of Question	Opinion of Answer in Percentage					Scale of Opinion
		1	2	3	4	5	
		Strongly disagree	Disagree	Neutral	Agree	Strongly agree	
1.	Syllabus is suitable to the course	00	00	00	69.2%	30.08%	Strongly agree & Agree
2.	Curriculum having good academic flexibility.	00	00	7.7%	69.2%	23.1%	Strongly agree & Agree
3.	The books prescribed/listed as reference materials are relevant, updated and appropriate.	00	00	7.7%	53.8%	35.5%	Strongly agree & Agree
4.	The syllabus is useful for skill development & development of research attitude among the student.	00	00	7.7%	76.9%	15.4%	Strongly agree & Agree
5.	The programme outcome of the syllabus is well defined.	00	00	7.7%	23.1%	63.9%	Strongly agree & Agree
7.	Need of review of the syllabus.	00	00	00	76.9%	23.1%	Strongly agree & Agree
10.	The classrooms, labs and furniture facilities are adequate and well maintained.	00	7.7%	15.4%	61.5%	15.4%	Strongly agree, Agree & Neutral
11.	Supporting infrastructure like Toilet, Drinking Water, Canteen, Parking facilities are available	00	15.4%	7.7%	61.5%	15.4%	Strongly agree, Agree & Neutral
12.	The teachers are encouraged to organize/participate in workshops/conferences/ /consultancy services	00	00	00	61.5%	38.5%	Strongly agree, Agree & Neutral

	on qualitative themes.						
14.	The administration is sincerely putting efforts and accessible for the development of the institution.	00	00	15.4%	69.2%	15.4%	Strongly agree, Agree & Neutral
15.	The IQAC is working well for promoting quality to achieve excellence in higher education.	00	00	00	30.8%	69.2%	Strongly agree & Agree
	Percentage (%) of opinion	00	2.1%	6.3%	59.41%	31.36%	Agree & Strongly agree
6.	Do you think Curriculum enhanced the employability?	Yes 93.3%	No 7.7%	Maybe 00	-	-	Yes
9.	The classrooms, labs and furniture facilities are adequate and well maintained	Yes 84.6%	No 00	Maybe 15.4%	-	-	Yes
13.	Do you think sports infrastructure and Staff is effective.	Yes 93.3%	No 00	Maybe 7.7%	-	-	Yes
	Percentage (%) of opinion	90.4%	2.56%	7.7%	-	-	Yes & Maybe

Table: 1.4.3 Tabular Analysis of Teacher's Feedback Response

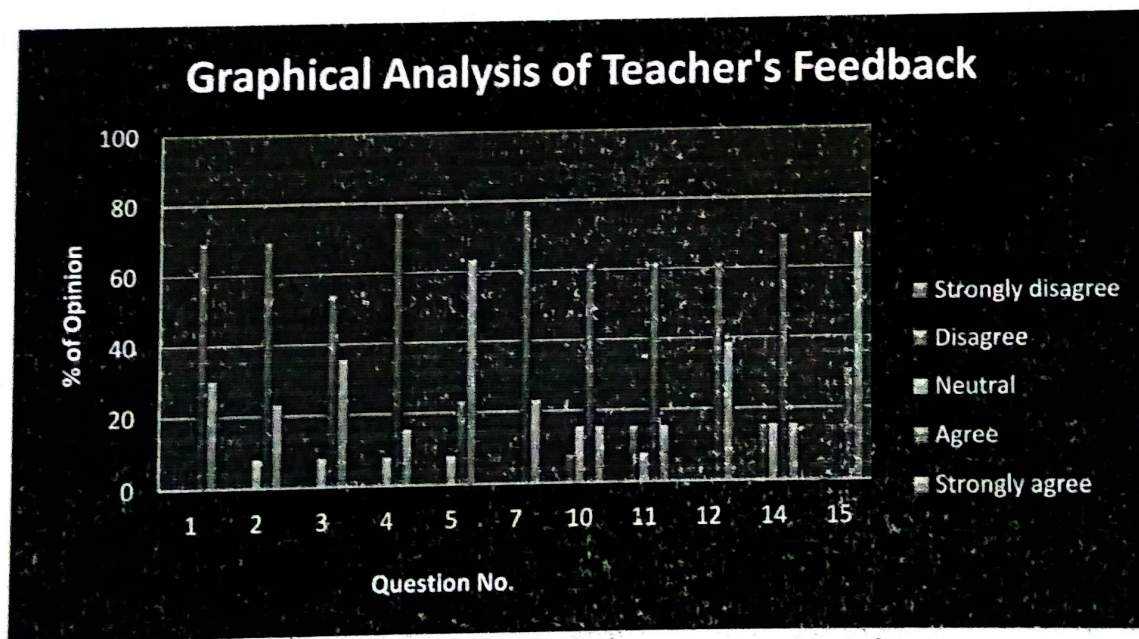


Figure: 1.4.2 Graphical Analysis of Teacher's Feedback (Parameter -1)

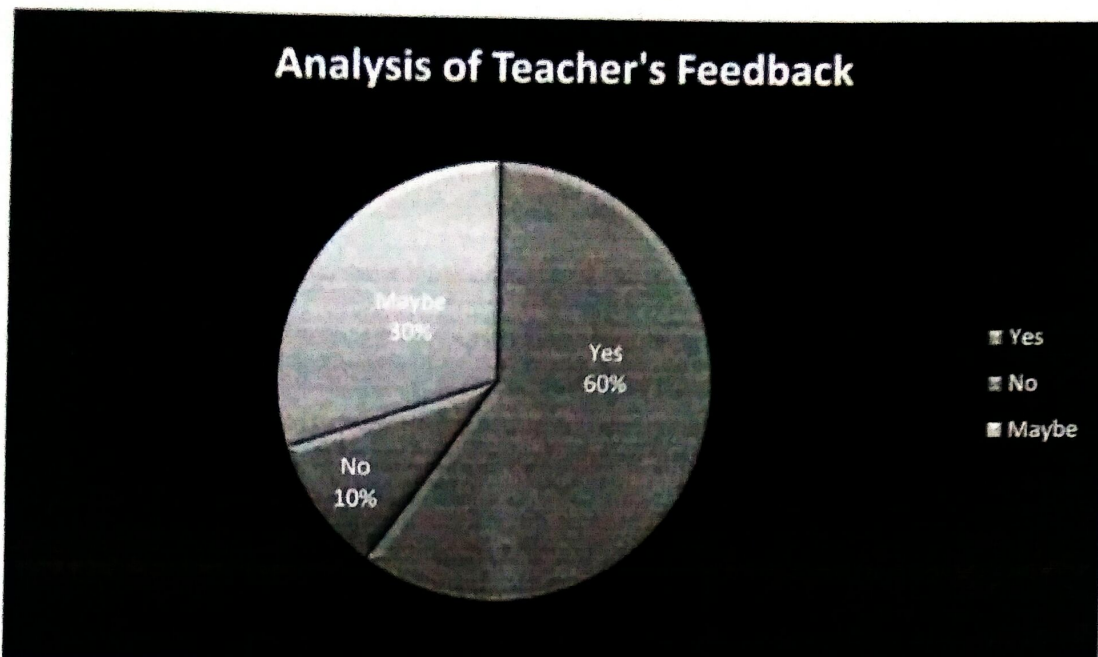


Figure: 1.4.3 Graphical Analysis of Teacher's Feedback (Parameter -2)

Analysis Report on the Teacher's Feedback (2020-21)

We select online platform (Google form) to collect feedback from teacher's. The total number of questions was 16. We received 13 feedback from in the year 2020-21. We select two types of parameters. In parameter first the highest percentage of opinion of teacher's was found to be in category agree (69.41%) while the lowest percentage of opinion was found in category disagree (2.1%)

In parameter second the highest percentage of opinion was found in Yes (94.1) category while the while the lowest percentage of opinion was found in category Maybe (7.7%).

- **Website address:** www.mngsciencecollege.ac.in
- **Direct Link URL:** <https://forms.gle/Gp2BFAMATGwaYQBN9>

Recommendation received by Teacher's

- Need to develop independent Botany and Zoology laboratory instead of one bio laboratory.
- Need to include Compulsory online database awareness elective paper for UG programme.
- Students should participate in the activities executed by the teachers; they should be enthusiastic for related activities or any other task.
- There should be a language Laboratory, so it may help students to improve communication skill, as English is the Global Language
- Introduce technology in classrooms
- Empower students to be active learners.
- Need to require strict learning process.
- There should be cleanness in Ladies Washroom.



Signature of Principal

Principal
Matoshri Nanibai Gharphalkar
Science College, Babhulgaon
Dist. Yavatmal

**MATOSHRI NANIBAI GHARPHALKAR AR SCIENCE COLLEGE,
BABHULGAON
Alumni Feedback Report 2020-21**

- Total number of Students' recorded feedback: 45
- Total number of questions: 10
- Feedback Type: Online
- Website address : www.mngsciencecollege.ac.in
- Direct Link URL : <https://forms.gle/Vst8icQCjTZhhMMaA>

SN.	Nature of Question	Opinion of Answer in Percentage					Scale of Opinion
		1	2	3	4	5	
		Below Average	Average	Good	Very Good	Excellent	
1.	How do you rate the course that you have learnt in the college in relation to your current job/occupation?	00	00	8.9%	46.7%	44.4	Excellent and Very good
2.	Infrastructure and Lab facilities	00	2.2%	40%	15.6%	42.2%	Excellent and good
3.	Faculty	00	6.7%	31.1%	15.6%	46.7%	Excellent and good
4.	Library	00	4.4%	22.2%	15.6%	57.8%	Excellent and good
5.	Office Staff	00	4.4%	28.9%	00	66.7%	Excellent and good
6.	Educational resources	2.2%	2.2%	28.9%	28.9%	37.8%	Excellent and good & very good
7.	Admission Procedure	2.2%	4.4%	22.2%	28.9%	42.2%	Excellent and good
8.	Overall rating of the college.	00	00	24.4%	22.2%	53.3%	Excellent and good
9.	In what way have the development activity organized by the college contributed to your overall development.	00	11.1%	22.2%	22.2%	44.4%	Excellent and good & Very good
	% of Opinion	0.49%	3.93%	27.52%	16.55	48%	Excellent and good

Table: 1.4.4 Tabular Analysis of Alumni Feedback Response

(Signature)

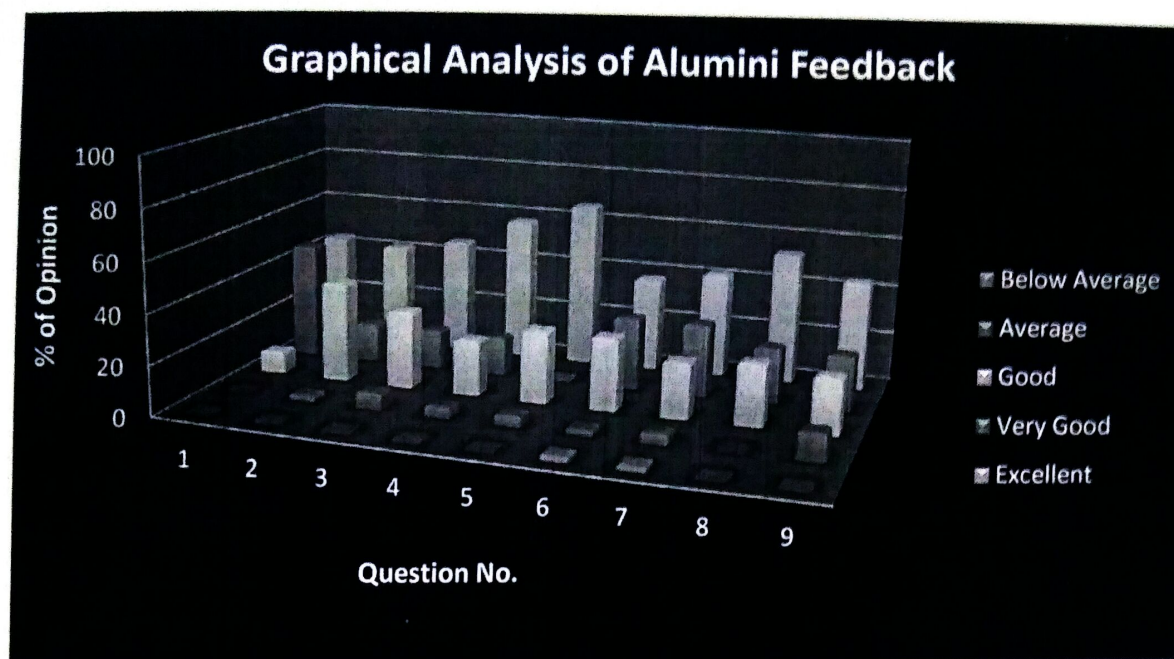


Figure: 1.4.3 Graphical Analysis of Alumni Feedback

Analysis Report on the Alumni Feedback (2020-21)


We select online platform (Google form) to collect feedback from alumni. The total number of questions was 10. We received 45 feedback from alumni in the year 2020-21. The highest percentage of opinion of alumni was found to be excellent (48.%) and good. (27.52) while the lowest percentage of opinion of students was found in below average category. (0.49%)

- **Website address:** www.mngsciencecollege.ac.in
- **Direct Link URL:** <https://forms.gle/nG462en8umh8SuMC7>

Deshpande

Recommendation and comments received by Alumni

- Organize sport competition in every year.
- Make uniform mandatory to all the students.
- The Campus of MNG Science College is Eco-friendly, so I'm suggested to students to opt this college.
- Staff is very supportive and good.
- Excellent guidance provided by teachers.
- No atmosphere for competitive examination.



Signature of Principal